



Tips for Home or School Making Reflective Books





By: MaryAnn Demchak



September, 2010

Do you have old CDs or DVDs that you do not know what to do with? You can turn them into home-made reflective books! Children with vision impairments might be particular interested in the reflective pages. All you need to do is write and illustrate a simple story and add the disks to the pictures on each page for something shiny and reflective.

Here is one simple example written by Sharon Goldrup, a former graduate assistant for the project. The possibilities are as endless as your imagination!



Now we just need to find a creative use for those old floppy disks!

