

University of Nevada, Reno

Alumni Survey



What Is The Alumni Survey?

How the University of Nevada, Reno Obtains Feedback from Graduates

- Began with 2000-2001 graduates
- Targets All alumni
- Telephone interviews conducted at one, three and five years post-commencement



Alumni Response To The Survey?

Finding them all is the hardest part!

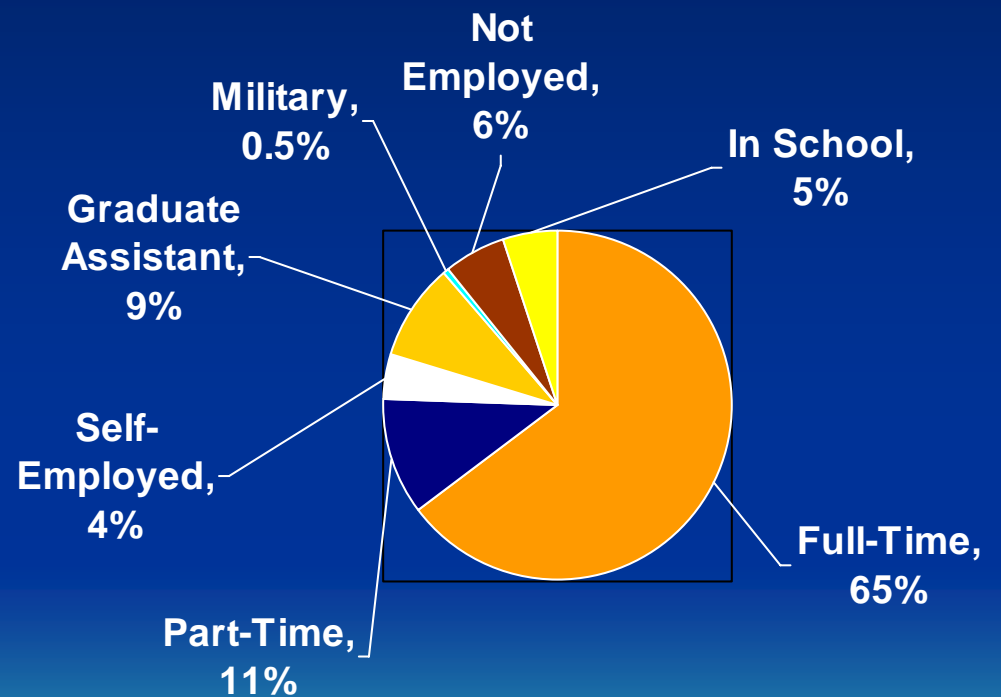
- Attempted to contact over 8,000 graduates
- Interviewed almost 4,700 (57%)
- Very few refused the request to be interviewed
- Response is fairly evenly distributed among colleges



What Are Our Alumni Doing?

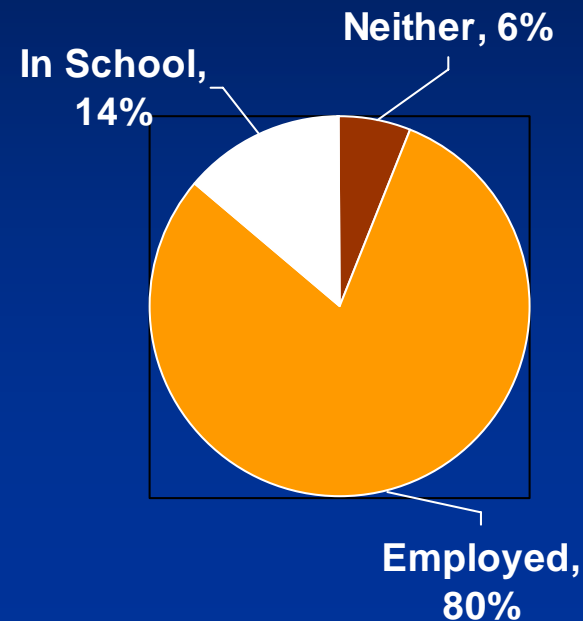
Reported one year after graduation

- 65% employed full time
- 11% employed part time
- 4% self-employed
- 9% employed as graduate assistants
- Under 1% in the military
- 6% not employed
- 5% in school



All Employment Combined

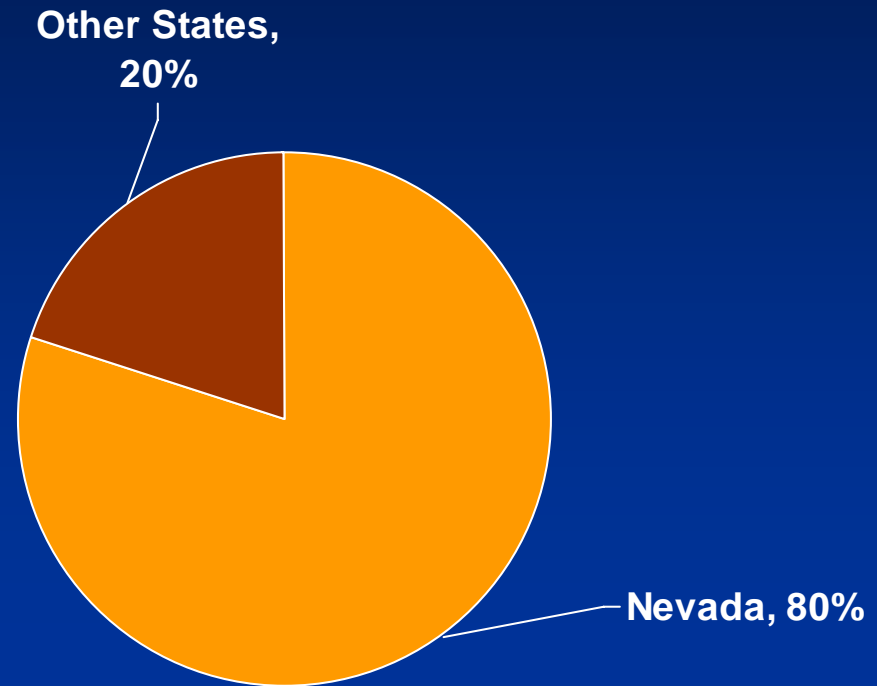
- 80% Employed
- 14% In school
- 6% Not employed or in school



What about these 80% of employed graduates?

Where Are They?

- 80% work in Nevada
- 20% work in other states



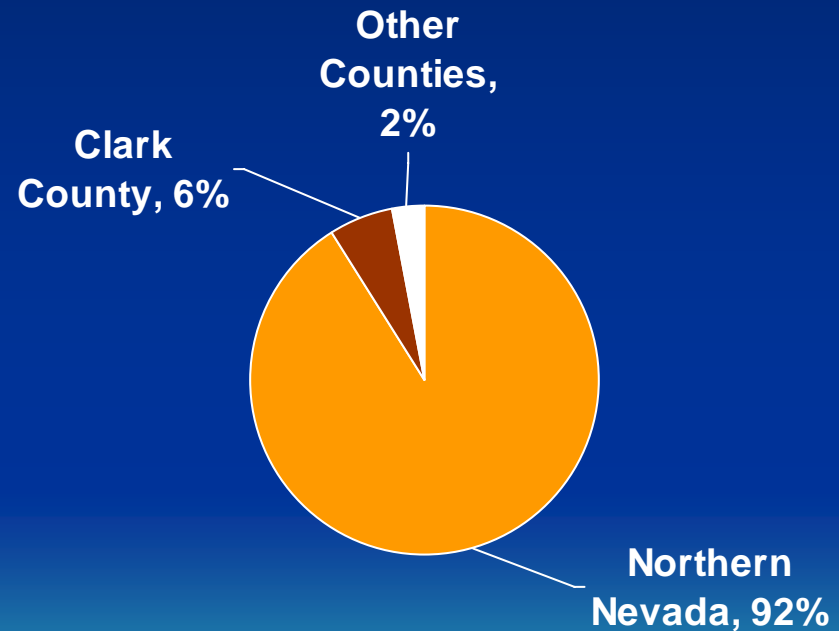
Where In Nevada Are They?

Do they head for the lights of Las Vegas?

Not many!

- 6% in Clark County
- 92% in Northern Nevada

(Washoe and adjacent counties)



Graduates Working In Northern Nevada

- 80% are employed full time
- 73% are working in a field closely related to their major degree area
- Education is the largest employer – 30%
- Health is second – 12%
- Retail, Human Services, Finance and Construction employ just under 4% each



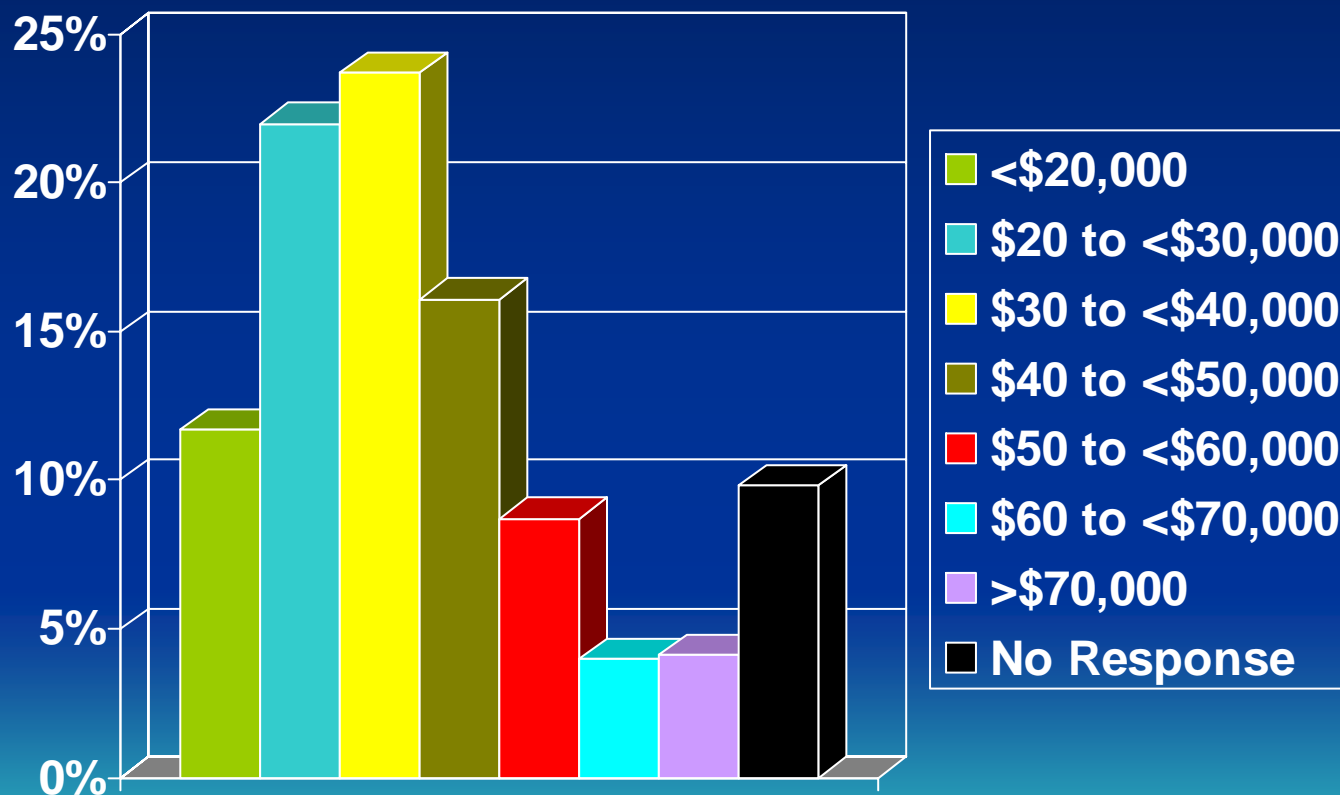
Starting A Career In Northern Nevada

- 76% of alumni had secured their first position within three months of graduation
- Major reasons graduates chose that first position:
 - 23% - thought it would be interesting work
 - 21% - saw opportunities for advancement
 - 10% - starting salary
 - 8% - location



What Do They Earn?

Median salary range one year after graduation
\$30,000 - \$40,000



Graduates Seek Continuing Education

Employed alumni in Northern Nevada:

- 25% hold graduate degrees
- 57% enrolled in Masters Degree programs
- 11% enrolled in Doctoral Degree programs
- Employers cite continuing education as something they value for their employees



Community Partners

Our Employer Survey results show:

- 83% of employers are very satisfied with our graduates
- 77% of employers believe our graduates are equally or better prepared than their employees from other colleges and universities



Self-Serving Plug Alert!

90% of our graduates said, if they had it to do over again, they would still choose to attend the University of Nevada, Reno



Thank You!

We welcome hearing from you.

Please contact:

The Office of University Assessment
University of Nevada, Reno
(775) 784-4837

John Mahaffy – mahaffy@unr.edu

Steve Cavote – scavote@unr.edu

Judith Ouimet – ouimet@unr.edu

